



PBA INFRASTRUCTURE LTD.

ISO 9001 : 2000
ISO 14001:2004
ISO 18001:2007

PBA: SE: 2019

16th November, 2019

To,

To, Bombay Stock Exchange Limited, 25 th Floor, P. J. Towers, Dalal Street, Mumbai – 400 001.	To, National Stock Exchange of India Ltd., Exchange Plaza, Plot No. C/1 G-Block , Bandra Kurla Complex Bandra – East, Mumbai- 400051
---	--

Sub: Submission of Newspaper publication under regulation 47 of SEBI (Listing Obligations and Disclosure Requirements) Regulations, 2015.

Ref: BSE Security Code – 532676 / NSE ISIN - INE160H01019

Dear Sir/Madam,

With reference to above mentioned subject and Pursuant to regulation 47 of SEBI (Listing Obligations and Disclosure Requirements) Regulations, 2015, please find attached herewith newspaper publication for Unaudited Standalone Financial Result for the Quarter and Half Year Ended 30th September, 2019 under Regulation 33 SEBI (Listing Obligations and Disclosure Requirements) Regulations, 2015 Published in the newspaper viz. Financial Express (English) and Mumbai Lakshdeep (Marathi) on 16.11.2019.

Kindly take the record and acknowledge the receipt.

Thanking you,

Yours faithfully,

FOR PBA INFRASTRUCTURE LIMITED

NARAIN PIRIMAL BELANI
MANAGING DIRECTOR
DIN: 02395693



MONOTYPE INDIA LIMITED				
(CIN: L72900MH1974PLC287552)				
Regd. Office: 2, First Floor, Rahimnagar House, 7 Homji Street, RBI Homnagar, Mumbai – 400001				
E-mail id: monotypeindia@gmail.com				
Web: www.monotypeindia.in; Tel: 022-4068190/91				
STATEMENT OF UNAUDITED FINANCIAL RESULTS FOR THE SECOND QUARTER AND HALF YEAR ENDED 30TH SEPTEMBER, 2019				
(Rs. in Lakhs)				
Sr. No.	Particulars	Quarter ended 30.09.2019 Unaudited	Quarter ended 30.09.2018 Unaudited	Half year ended 30.09.2019 Unaudited
1	Total income from operations	119.78	339.50	2934.18
2	Net Profit / (Loss) for the period (before Tax, Exceptional and/or Extraordinary items)	(129.21)	(429.71)	(637.15)
3	Net Profit / (Loss) for the period before tax (after Exceptional and/or Extraordinary items)	(129.21)	(429.71)	(637.15)
4	Net Profit / (Loss) for the period after tax (after Exceptional and/or Extraordinary items)	(129.21)	(429.71)	(637.15)
5	Total Comprehensive Income for the period (Comprising Profit / (Loss) for the period (after tax) and Other Comprehensive Income (after tax))	(129.21)	(429.71)	(637.15)
6	Equity Share Capital	7031.22	7031.22	7031.22
7	Earnings Per Share (of Rs. 10/- each) (for continuing and discontinued operations) - Basic & Diluted	(0.02)	(0.06)	(0.09)
Notes:				
1. The above is an extract of the detailed format of Quarterly and half yearly Financial Results filed with the Stock Exchanges under Regulation 33 of the SEBI (Listing Obligations and Disclosures Requirements) Regulations, 2015. The full format of the Quarterly and half yearly Financial Results are available on the Stock Exchange websites, www.bseindia.com and on the Company's website www.monotypeindia.in				
2. The Unaudited financial results for the quarter and half year ended 30th September, 2019 were reviewed by the Audit Committee and have been approved and taken on record by the Board of Directors at its meeting held on 14th November, 2019.				
FOR MONOTYPE INDIA LIMITED				
Sd/-				
NARESH JAIN				
Whole Time Director & CFO				
Date: 14.11.2019				
Place : Mumbai				
DIN: 00291963				

KCL INFRA PROJECTS LTD.				
Regd. Office: B-3/204 Saket Complex, Thane (West), MH 400601.				
Email: info@kclinfra.com Web : www.kclinfra.com				
CIN: L45201MH1995PLC167630				
EXTRACT OF THE STANDLONE UNAUDITED RESULTS FOR THE QUARTER AND HALF YEAR ENDED 30TH SEPTEMBER, 2019				
(₹ in Lakhs)				
Sr. No.	Particulars	Quarter Ended 30.09.2019 Unaudited	Corresponding Previous Year Quarter Ended 30.09.2018 Unaudited	Half Year Ended 30.09.2019 Unaudited
1	Total Income from Operations (Net)	7.67	128.19	186.38
2	Net Profit / (Loss) for the period before tax and Exceptional items	(11.74)	5.23	(16.88)
3	Net Profit / (Loss) for the period before tax and after Exceptional items	(11.74)	5.23	(16.88)
4	Net Profit for the period after Tax (after Extraordinary Items)	(11.74)	3.04	(16.35)
5	Total Comprehensive Income for the period	(11.47)	3.04	(16.35)
6	Equity Share Capital	526.62	526.62	526.62
7	Earnings per Share-Basic(after extraordinary items)(of Rs.2/-each)	(0.04)	0.01	(0.06)
8	Earnings per Share-Diluted(after extraordinary items)(of Rs.2/-each)	(0.04)	0.01	(0.06)
Note:				
(1) The above result is an extract of the detailed format of financial results for the quarter and half year ended 30.09.2019 filed with the Stock Exchange under Regulation 33 of the SEBI (LODR) Regulation 2015. The full format of the Quarterly Result as on 30.09.2019, is available on company website.				
(2) The above un-audited financial results for the quarter and half year ended 30.09.2019 were reviewed by the Audit Committee at their meeting held on 14 th November, 2019 and approved by the Board of Directors at their meeting held on 14 th November, 2019.				
By Order of the Board of Directors				
For KCL Infra Projects Limited				
Sd/-				
Rahul Khande				
(Director)				
DIN: 08095192				
Place : Thane				
Date : 14 th November, 2019				

SHEKHAWATI				
SHEKHAWATI POLY-YARN LIMITED				
[An ISO 14001:2004 Certified Company]				
[An ISO 9001:2008 Certified Company]				
Extracts of Statement of Unaudited Financial Results for the Quarter and Half Year ended September 30, 2019				
(₹ in Lakhs)				
Sr. No.	Particulars	Quarter Ended 30.09.2019 Unaudited	Quarter Ended 30.09.2018 Unaudited	Half Year Ended 30.09.2019 Unaudited
1	Total income from operations (net)	5,336.24	3,445.16	5,350.13
2	Net Profit / (Loss) for the period from ordinary activities (before Tax, Exceptional and/or Extraordinary items)	(441.15)	(312.33)	(282.98)
3	Net Profit / (Loss) for the period before Tax (after Exceptional and/or Extraordinary items)	(441.15)	(312.33)	(282.98)
4	Net Profit / (Loss) for the period after Tax (after Exceptional and/or Extraordinary items)	(441.15)	(312.33)	(283.71)
5	Total Comprehensive Income for the period (Comprising Profit / (Loss) for the period (after tax) and Other Comprehensive Income (after tax))	(442.09)	(312.92)	(285.62)
6	Equity Share Capital	3,447.00	3,447.00	3,447.00
7	Reserve (excluding revaluation reserves) as per balance sheet of previous accounting year			
8	Earnings per share (after extraordinary items) (of Rs. 1/- each) *	(0.13)	(0.09)	(0.08)
	(a) Basic	(0.13)	(0.09)	(0.08)
	(b) Diluted	(0.13)	(0.09)	(0.08)
* EPS for interim period is not annualised				
Note: The above is an extract of the detailed format of Financial Results for the quarter and half year ended September 30, 2019 filed with the Stock Exchanges under Regulation 33 of the SEBI (Listing and Other Disclosure Requirements) Regulation, 2015. The full format of the Financial Results for the quarter and half year ended on September 30, 2019 is available on www.bseindia.com, www.nseindia.com and www.shekhawatiyarn.com.				
For and on Behalf of Board				
Sd/-				
Mukesh Ruia				
Chairman & Managing Director				
DIN : 00372083				
Place : Mumbai				
Date : 14 th November, 2019				
Registered office:				
Plot No. 185/1, Naroli Village, Near Kanadi Phatak, Naroli - 396235,				
Dadar & Nagar Haveli (U.T.), Tel. No.: 07226071555, Email: ho@shekhawatiyarn.com,				
Website: www.shekhawatiyarn.com CIN: L17120DN1990PLC000440				

TAMBOLI CAPITAL LIMITED

Registered Office: Mahavir Palace, 8-A, Kalubha Road, Bhavnagar 364 002 Gujarat India
Telephone: (91) 886 654 1222 / (91) (278) 252 0065, Fax: (91) 278 252 0064
E-Mail: direct1@tambolicapital.in Website: www.tambolicapital.in
CIN: L65993GJ2008PLC053613

UNAUDITED FINANCIAL RESULTS FOR THE QUARTER AND HALF YEAR ENDED ON SEPTEMBER 30, 2019

(₹ in Lacs)

Sr. No.	Particulars	CONSOLIDATED						STANDALONE					
		Quarter ended		Six Months ended		Quarter ended		Six Months ended					
		30.09.2019 Unaudited	30.06.2019 Unaudited	30.09.2018 Unaudited	30.09.2019 Unaudited	30.09.2018 Unaudited	30.09.2019 Unaudited	30.06.2019 Unaudited	30.09.2018 Unaudited	30.09.2019 Unaudited	30.9.2018 Unaudited		
1.	Income from operations												
	Sales/ Income from Operations	1,280.52	1,277.72	1,437.98	2,558.24	2,719.59	143.51	26.06	112.29	169.57	130.90		
2.	Other Income	42.92	19.66	71.59	62.58	109.81	-	0.15	-	0.15	-		
3.	Total Income (1 + 2)	1,323.44	1,297.38	1,509.57	2,620.82	2,829.40	143.51	26.21	112.29	169.72	130.90		
4.	Expenses												
4a	Cost of materials consumed	467.65	423.86	364.83	891.51	740.27	-	-	-	-	-		
4b	Purchase of stock-in-trade	43.27	5.69	-	48.96	-	43.27	5.69	-	48.96	-		
4c	Changes in inventories	(190.44)	(52.96)	(11.43)	(243.40)	(149.41)	(15.42)	-	-	(15.42)	-		
4d	Employee benefits expense	238.01	216.22	228.19	454.23	443.88	3.42	3.37	2.84	6.79	5.47		
4e	Finance cost	9.49	12.01	15.62	21.50	35.76	-	-	-	-	-		
4f	Depreciation & amortisation expense	78.22	77.75	79.51	155.97	178.45	(0.00)	0.01	0.01	0.01	0.02		
4g	Power & Fuel	173.84	163.07	139.36	336.91	275.50	-	-	-	-	-		
4h	External processing cost	166.43	147.94	118.72	314.37	232.09	-	-	-	-	-		
4i	Other expenditure	179.98	199.71	159.24	379.69	349.65	7.35	6.51	4.84	13.86	8.62		
4j	Total (4a to 4i)	1,166.45	1,193.29	1,094.04	2,359.74	2,106.19	38.62	15.58	7.69	54.20	14.11		
5.	Profit before Exceptional item and Tax (3-4j)	156.99	104.09	415.53	261.08	723.21	104.89	10.63	104.60	115.52	116.79		
6.	Exceptional Items	-	-	-	-	-	-	-	-	-	-		
7.	Profit before Tax (5-6)	156.99	104.09	415.53	261.08	723.21	104.89	10.63	104.60	115.52	116.79		
8.	Tax Expenses												
	- Current Tax	41.62	34.48	125.86	76.10	217.91	3.32	2.78	2.86	6.10	5.91		
	- Earlier Tax	0.12	-	3.41	0.12	3.41	0.12	-	0.06	0.12	0.06		
	- Deferred Tax	(9.84)	(5.42)	(0.34)	(15.26)	(8.83)	(0.00)	-	-	(0.00)	-		
9.	Net Profit for the period (7-8)	125.09	75.03	286.60	200.12	510.72	101.45	7.85	101.68	109.30	110.82		
	Other Comprehensive Income	-	-	-	-	-	-	-	-	-	-		
	A (i) Items that will not be reclassified to profit or loss	0.04	0.04	0.03	0.08	0.07	-	-	-	-	-		
	(ii) Income tax relating to items that will not be reclassified to profit or loss	-	-	-	-	-	-	-	-	-	-		
	Total Other Comprehensive Income (Net of tax)	0.04	0.04	0.03	0.08	0.07	-	-	-	-	-		
	Total Comprehensive Income for the period (Net of tax)	125.13	75.07	286.63	200.20	510.79	101.45	7.85	101.68	109.30	110.82		
10.	Paid up Equity Share Capital (Face Value of Rs.10/- per share)	992.00	992.00	992.00	992.00	992.00	992.00	992.00	992.00	992.00	992.00		
11.	Earnings Per Share (EPS)												
	Basic	1.26	0.76	2.89	2.02	5.15	1.02	0.08	1.03	1.10	1.12		
	Diluted	1.26	0.76	2.89	2.02	5.15	1.02	0.08	1.03	1.10	1.12		

NOTES :

- The results of the quarter and half year ended 30th September, 2019 were reviewed by the Audit Committee and approved by the Board of Directors at its meeting held on November 14, 2019. They have been subjected to limited review by the statutory auditors.
- This statement has been prepared in accordance with the Companies (Indian Accounting Standards) Rules, 2015 (Ind AS) prescribed under Section 133 of the Companies Act, 2013 and other recognised accounting practices and policies to the extent applicable. Beginning 1st April, 2019, the Company has for the first time adopted Ind AS with transition date of 1st April, 2018.
- The format for unaudited quarterly results as prescribed in SEBI's Circular CIR/CFD/CMD/15/2015 dated 30th November, 2015 has been modified to comply with the requirements of SEBI's circular dated 5th July, 2016, Ind AS and Schedule III (Division II) to the Companies Act, 2013, which are applicable to companies that are required to comply with Ind AS.
- The reconciliation of net profit reported in accordance with Indian GAAP to total comprehensive income in accordance with Ind AS for the Quarter ended 30th September, 2018 is given below:

Sr. No.	Particulars	3 Months ended on 30.09.2018		6 Months ended on 30.09.2018		3 Months ended on 30.09.2018		6 Months ended on 30.09.2018	
		(₹ in Lacs)		(₹ in Lacs)		(₹ in Lacs)		(₹ in Lacs)	
	Nature of Adjustment	Standalone		Consolidated					
	Net Profit for the period under Previous GAAP	101.68		110.82		289.77		516.06	
a)	Employee benefits expense - Actuarial Gain reclassified under OCI	-		-		(0.05)		(0.10)	
b)	Effects of remeasurement of defined benefit plan	-		-		(3.23)		(4.63)	
c)	Effects of provision expected credit loss	-		-		(0.85)		(2.37)	
d)	Deferred tax impact on Ind AS adjustments	-		-		0.95		1.76	
	Total	-		-		(3.18)		(5.34)	
	Net Profit before OCI as per Ind AS	101.68		110.82		286.59		510.72	
	Other Comprehensive Income (after Tax)	-		-		0.04		0.07	
	Net Profit after OCI as per Ind AS	101.68		110.82		286.63		510.79	

- The Ind AS compliant corresponding figures for the quarter ended 30th September, 2018 have not been subjected to audit or review. However, the Company's Management has exercised necessary due diligence to ensure that such financial result provide a true and fair view of its affairs.
- The Company has, in accordance with the Indian Accounting Standards (Ind AS) - 108 Operating Segments, identified Investment Activity, Trading Activity and Manufacturing Activities as its segments and financial details thereof are disclosed in a separate annexure attached herewith.
- Previous period's figure have been reclassified, wherever necessary, to correspond with those of the current period.

Place: Ahmedabad
Date : 14.11.2019


For TAMBOLI CAPITAL LIMITED
Vaibhav B. Tamboli, DIRECTOR & CEO
DIN: 00146081

जाहीर सूचना
<p>श्रीमती देवांशीचेन भरत शाह, फ्लॅट क्र. सी / २०४, दहिसर सरस्वती सी. एच.एस लि.सी.एच.कॉम्प्लेक्स रोड क्र.४, दहिसर (पूर्व), मुंबई - ४०० ०६८ चे सभासद / मालक होते. शेअर प्रमाणपत्र क्र.०५४, विभिन्न क्र. २६६ ते २७० चे धारक होते आणि दिनांक १४.०९.२०१९ रोजी कोणतेही नामनिर्देशन न करता निष्पन्न झाले. त्यांचे कायदेशीर वारस श्री. विरल भरत शाह आणि श्री.विराज भरत शाह यांनी सतर शेअर्स फ्लॅट स्वतःच्या नावे हस्तांतर करण्यासाठी सोसायटीकडे अर्ज दाखल केला आहे. जर कोणत्याही व्यक्तीस दावा / आक्षेप काही अवस्थेत त्यांनी सोसायटी संचिकांकडे संपर्क / लिखित स्वरुपात १५ (पंधरा) दिवशांच्या आत कळविणे, त्यानंतर कोणताही दावा विचारात घेतला जाणार नाही आणि सोसायटी हस्तांतरणाची प्रक्रिया करेल.</p> <p>सही/-सविच</p> <p>दहिसर सरस्वती सी.एच.एस लि.</p> <p>ठिकाण: मुंबई</p> <p>दिनांक: १६.११.२०१९</p>

ALAN SCOTT INDUSTRIES LIMITED			
CIN:L9999MH1994PLC007622			
Corporate office : 15, Silversands, Daryajai CHSL, Juhu Tara Road, Mumbai - 400049			
Regd Office: 39 Apurva Industrial Estate, Makwana Road, off Andheri Kurla Road, Mumbai - 400059			
Authorised Capital: 5,00,00,000 Paid-up Capital: 68,53,770			
UN-AUDITED STANDALONE FINANCIAL RESULTS FOR THE QUARTER AND HALF YEAR ENDED 30.09.2019			
(Rs. In Lacs)			
Particulars	3 months ended 30.09.2019 (Un-Audited)	Corresponding 3 Months Ended 30.09.2018 (Un-Audited)	Previous Year ended 31.03.2019 (Audited)
Total Income from Operations(Net)	0.00	3.62	11.52
Net Profit/Loss from ordinary Activities after Tax	(2.82)	(1.13)	0.64
Net Profit/Loss for the period after Tax (after extraordinary Items)	(2.82)	(1.13)	0.64
Equity Share capital	68.54	68.54	68.54
Reserve (Excluding Revaluation reserve as shown in the Balance Sheet of Previous Year)	0.00	0.00	0.00
Earning Per Share(before Extraordinary Items)	(0.41)	(0.16)	0.09
Earning Per Share(after Extraordinary Items)	(0.41)	(0.16)	0.09
Note: The above is an extract of the detailed format of Quarterly/ Annual Financial Results filed Disclosure Requirements) Regulations, 2015. The full format of the Quarterly Financial Results is available on the Stock Exchange websites http://www.bseindia.com .			
For Alan Scott Industries Limited			
Sd/-			
Soketu J. Parikh			
Managing Director			
Date: 14.11.2019			
Place: Mumbai			
DIN: 00778665			

PUBLIC NOTICE
<p>This is to notify that MR. VIDYADHAR LAXMAN KAMAT had acquired Unit No. A-10 on 2nd floor admeasuring Carpet 489 sq. ft. and holding 5 fully paid up shares each of Rs. 50/- bearing Nos. 46 to 50, Share Certificate No.10 in Common Wealth Co-Operative Housing Society Ltd. vide AGREEMENT OF EXCHANGE dated 3rd April 1984. The said unit is addressed at No. 10, A wing, Common Wealth Co-Operative Housing Society Ltd., 114 1 / 4 ,V.P. Road, Andheri (West), Bombay 400058.</p> <p>This Agreement of Exchange is the only document available, thus all prior agreements has been lost/misplaced.</p> <p>Any person or persons having any claim against or in the aforesaid property by way of inheritance, mortgage, possession, sale, gift, lease, lien, charge, trust, maintenance, easement, transfer, license, understanding, arrangement either agitated in any litigation or otherwise or any other right or interest whatsoever are hereby required to make the same known in writing to the undersigned within a period of 15 days from the date of publication hereof.</p> <p>If no claim is made as aforesaid our client will be at liberty to complete the transaction in respect of the said proposal without any reference or regard to any such purported claim, right or interest which shall be deemed to have been waived for all interests and purposes and not binding on our client.</p> <p>Sonal Hemant Mishal Advocates, High Court 315, Yusuf bldg., Opp. Bombay High Court, V.N. Road, Fort, Mumbai 400001 Ph : 9969849102 / 9820846067</p> <p>Place : Mumbai Date : 15/11/2019</p>

PUBLIC NOTICE
<p>This is to notify that Mr. Khushal Bhagwandas Motwani had acquired Gala No. 18 via transmission dated 11/04/1998, holding 5 fully paid up shares each of Rs. 50/-, bearing Nos. 91 to 95, Share Certificate No.18 in 'The Vadhani Industrial Estate Premises Co-Op. Society Ltd'. The said Gala is addressed at Gala No. 18, Vadhani Industrial Estate, 1st Floor, L.B.S. Marg, Ghatkopar West, Mumbai - 400 086.</p> <p>Original Agreement and Share Certificate of Gala No. 18 in 'The Vadhani Industrial Estate Premises Co-Op. Society Ltd.' has been reported lost/misplaced.</p> <p>Any person or persons having any claim against or in the aforesaid property by way of inheritance, mortgage, possession, sale, gift, lease, lien, charge, trust, maintenance, easement, transfer, license, understanding, arrangement either agitated in any litigation or otherwise or any other right or interest whatsoever are hereby required to make the same known in writing to the undersigned within a period of 15 days from the date of publication hereof.</p> <p>If no claim is made as aforesaid our client will be at liberty to complete the transaction in respect of the said proposal without any reference or regard to any such purported claim, right or interest which shall be deemed to have been waived for all interests and purposes and not binding on our client.</p> <p>Sonal Hemant Mishal Advocates, High Court 315, Yusuf bldg., Opp. Bombay High Court, V.N. Road, Fort, Mumbai 400001 Ph : 9969849102 / 9820846067</p> <p>Place : Mumbai Date : 16/11/2019</p>



Priya
Group

प्रिया लिमिटेड

सीआयएन:एल१९९९एमएच१९८३पीएलसी०४०१३

नॉंदणीकृत कार्यालय: ४था मजला, किमताय इमारत, ७७-७९, महावी कर्वे रोड, मरीन लाईन्स (पूर्व), मुंबई-४००००२.

दूर.क्र.:०२२-४२२०३१००, फॅक्स:०२२-४२२०३१९७, ई-मेल:cs@priyagroup.com, वेबसाईट:www.priyagroup.com

३० सप्टेंबर, २०१९ रोजी संपलेल्या तिमाही व अर्धवर्षाकरीता अलेखापरिक्षित वित्तीय निष्कर्षांचा अहवाल

(रु.लाखात, इंग्रिश वार्षिकीत)

		संपलेली तिमाही	संपलेले अर्धवर्ष	संपलेले वर्ष
अ.क्र.	तपशील	३०.०९.१९ अलेखापरिक्षित	३०.०९.१९ अलेखापरिक्षित	३०.०९.१८ अलेखापरिक्षित
१.	कार्यचलनातून एकूण उत्पन्न	३२२.७०	१५९.४४	४२०.३०
२.	कारलाघवीकरीता निव्वळ नफा/(तोटा) (कर, अपवाददात्मक आणि/किंवा वित्तीय साधारण बाबपुर्वी)	(२२१४.३८)	(१८२.५६)	७३.११
३.	कारपुर्व कारलाघवीकरीता निव्वळ नफा/(तोटा) (अपवाददात्मक आणि/किंवा वित्तीय साधारण बाब आणि/किंवा अत्यापकृती व्याज नंतर)	(२२१४.३८)	(१८२.५६)	७३.११
४.	कारनंतर कारलाघवीकरीता निव्वळ नफा/(तोटा) (अपवाददात्मक आणि/किंवा वित्तीय साधारण बाब आणि/किंवा अत्यापकृती व्याज नंतर)	(२२१९.९०)	(१८०.५३)	५३.५४
५.	कारलाघवीकरीता एकूण सर्वेक उत्पन्न (कारलाघवीकरीता सर्वेक नफा/(तोटा) (कारनंतर) आणि इतर सर्वेक उत्पन्न (कारनंतर))	(२२२३.१८)	(१८१.२५)	३९.६५
६.	समभाग भांडवल	३००.२३	३००.२३	३००.२३
७.	इतर समभाग (पुनर्व्यांकित राखीव बाण्डर) मागील वर्षाच्या लेखापरिक्षित ताळेबंद पत्रकत दिव्याप्रमाणे	-	-	-
८.	उत्पन्न प्रतिभाग (रु.१०/- प्रत्येकी) (अखंडीत व खंडीत कार्यचलनाकरीता)(वार्षिकीकरण नाही)	-	-	-
	मूळ व सीमिकृत	(७३.९४)	(६.०१)	१.७८

टीप:

- वरील वित्तीय निष्कर्षांचे लेखासमितीद्वारे पुनर्विलोकन करण्यात आले आणि १४ नोव्हेंबर, २०१९ रोजी झालेल्या संचालक मंडळाच्या सभेत मान्य करण्यात आले आणि भारतीय लेखाप्रमाणानुसार तयार केले आहेत.
- सेशी (लिस्टिंग ऑब्लिगेशन्स अँड डिस्क्लोजर रिक्वायर्मेंट्स) रेग्युलेशन २०१५ च्या नियम ३३ अन्वये स्टॉक एक्सचेंजसह सादर करण्यात आलेली ३०.०९.२०१९ रोजी संपलेल्या तिमाही व अर्धवर्षाकरीता वित्तीय निष्कर्षांचे सविस्तर नमुन्यातील उतरात आहे. ३० सप्टेंबर, २०१९ रोजी संपलेल्या तिमाही व अर्धवर्षाकरीता अलेखापरिक्षित वित्तीय निष्कर्षांचे संपूर्ण नमुना स्टॉक एक्सचेंजच्या www.bseindia.com वेबसाईटवर उपलब्ध आहे.

संचालक मंडळाच्या आदेशान्वये

सही/-

आरविच भुवानीय

पुणेपेक संचालक

डीआयएन:००१८९११


ठिकाण : १४.११.२०१९

ठिकाण : मुंबई

मुखावळीकरण - एम. एस. मीडिया अँड डब्लिप्लिकेशन प्रा. लि. करिता मुद्रक, प्रकाशक, छपी. **चांदवडकर** यांनी सोमानी प्रिंटर्स

मुम्बई४०००६७,अमेरिका,सिड्डीकेले. लून्नीन:०२२-२०८९१२७६,०२२-२८६९४४५/४७,०९८३३९८९८८८,९८३३३२४११११

ई-मेल : mumbai.lakshadeep@gmail.com, lakshadeep@rediffmail.com, www.msmedia.com



PRITHISH NANDY

COMMUNICATIONS

Prithish Nandy Communications Ltd CIN L22120MH1993PLC074214
Registered office: 87-88 Mittal Chambers Nariman Point Mumbai 400 021
In ₹ lakh

STATEMENT OF STANDALONE AND CONSOLIDATED UNAUDITED FINANCIAL RESULTS FOR THE QUARTER AND HALF YEAR ENDED SEPTEMBER 30, 2019

PARTICULARS	STANDALONE		CONSOLIDATED	
	QUARTER ENDED	HALF YEAR ENDED	QUARTER ENDED	HALF YEAR ENDED
	September 30, 2019 (Unaudited)	September 30, 2018 (Unaudited)	September 30, 2019 (Unaudited)	September 30, 2018 (Unaudited)
Total income from operations	456.62	240.92	1,683.96	456.62
Net profit/ (loss) for the period (before tax, exceptional and extra ordinary items)	(70.70)	(188.89)	(177.58)	(56.37)
Net profit/ (loss) for the period before tax (after exceptional and extra ordinary items)	(70.70)	(188.89)	(177.58)	(56.37)
Net profit/ (loss) for the period after tax (after exceptional and extra ordinary items)	(67.65)	(178.29)	(171.47)	(57.09)
Total comprehensive income for the period (comprising profit/ (loss) for the period (after tax) and other comprehensive income (after tax)	(68.46)	(178.92)	(173.09)	(57.90)
Equity share capital (Face Value of ₹ 10 per share)	1,446.70	1,446.70	1,446.70	1,446.70
Earning per share (Face Value of ₹ 10 per share) basic and diluted	(0.47)*	(1.23)*	(1.19)*	(0.39)*
*Not annualised				

Notes:

- The above results were reviewed by the Audit Committee and approved by the Board of Directors of the Company at its meeting held on November 14, 2019.
- The above is an extract of the detailed format of the standalone and consolidated Financial Results filed with the stock exchanges under regulation 33 of the SEBI (Listing Obligations and Disclosure Requirements) Regulations, 2015. The full format of the standalone and consolidated Financial Results are available on Company's website (<http://www.prithishnandy.com>) and on the website of BSE (<http://www.bseindia.com>) and NSE (<http://www.nseindia.com>).

Kishor Palkar

Chief Accounts Officer

Yatender Verma

VP/ Finance, Compliances and Legal Affairs

Santosh Gharat

Company Secretary, Compliance Officer and CFO


Pallab Bhattacharya

Wholetime Director and CEO

Mumbai, November 14, 2019

For more details, contact Yatender Verma at verma@prithishnandy.com

इन्फॉर्मड टेक्नॉलॉजिस् इंडिया लिमिटेड						
CIN: L99999MH1958PLC011001						
नॉंदणीकृत कार्यालय: निर्मल, २०वा मजला, नरिमान पॉइंट, मुंबई -४०००२५. दूर.क्र.: ९१-२२-२२०३०५५/६६ फॅक्स:९१-२२-२२०४३५६२						
ई-मेल: itil_investor@informed-tech.com वेबसाईट: www.informed-tech.com						
३० सप्टेंबर, २०१९ रोजी संपलेल्या तिमाही व अर्धवर्षाकरिता अलेखापरिक्षीत वित्तीय निष्कर्षांचा अहवाल						
(रु.लाखात, प्रती शेअर डाटा व्यतिरिक्त)						
तपशील	एकमेव			एकत्रित		
	संपलेली तिमाही ३०.०९.१९ अलेखापरिक्षित	संपलेले अर्धवर्ष ३०.०९.१९ अलेखापरिक्षित	संपलेली तिमाही ३०.०९.१८ अलेखापरिक्षित	संपलेली तिमाही ३०.०९.१९ अलेखापरिक्षित	संपलेले अर्धवर्ष ३०.०९.१९ अलेखापरिक्षित	संपलेली तिमाही ३०.०९.१८ अलेखापरिक्षित
कार्यचलनातून एकूण उत्पन्न (निव्वळ) कारलाघवीकरिता निव्वळ नफा/(तोटा)(कर, अपवाददात्मक आणि/किंवा विशेष साधारण बाबपुर्वी)	४४.३३	९१.९०	४७.३७	४४.३३	९१.९०	४७.३७
करपुर्व कारलाघवीकरिता निव्वळ नफा/(तोटा) (अपवाददात्मक आणि/किंवा विशेष साधारण बाबानंतर)	(७३.९६)	(७९.१७)	(४७.४१)	(७३.९६)	(७९.१७)	(४७.४१)
करानंतर कारलाघवीकरिता निव्वळ नफा/(तोटा) (अपवाददात्मक आणि/किंवा विशेष साधारण बाबानंतर)	(७३.९६)	(७९.१७)	(४७.४१)	(७६.६३)	(७९.१९)	(३९.०७)
करानंतर कारलाघवीकरिता निव्वळ नफा/(तोटा) (अपवाददात्मक आणि/किंवा विशेष साधारण बाबानंतर)	(३६.९१)	(४६.४८)	(३६.२९)	(४०.०५)	(३८.८२)	(२८.६६)
कारलाघवीकरिता एकूण सर्वेक उत्पन्न (कारलाघवीकरिता सर्वेक नफा/(तोटा) आणि इतर सर्वेक उत्पन्न (करानंतर)	(५८.९५)	(८५.९१)	(४०.६७)	(६२.०९)	(७८.२५)	(३३.०४)
भरणा केलेले समभाग भांडवल (दर्शनी मुल्य रु.१०/-)	४९६.९१	४९६.९१	४९६.९१	४९६.९१	४९६.९१	४९६.९१
राखीव व अधिक्य (मागील वर्षाच्या ताळेबंदपत्रकात दिव्यानुसार पुनर्मुल्यांकित राखीव वाळून)	-	-	-	-	-	-
उत्पन्न प्रतिभाग (रु.१०/- प्रति)	(०.८९)	(१.११)	(०.८७)	(०.९६)	(०.९३)	(०.६९)
मूळ सौमिकृत	(०.८९)	(१.११)	(०.८७)	(०.९६)	(०.९३)	(०.६९)
टिप: सेबी (लिस्टिंग ऑब्लिगेशन्स अँड डिस्क्लोजर रिक्वायर्मेंट्स) रेग्युलेशन २०१५ च्या नियम ३३ अन्वये स्टॉक एक्सचेंजसह सादर करण्यात आलेली अलेखापरिक्षित वित्तीय निष्कर्षांचे सविस्तर नमुन्यातील उतरात आहे. ३० सप्टेंबर, २०१९ रोजी संपलेल्या तिमाही व अर्धवर्षाकरिता अलेखापरिक्षित वित्तीय निष्कर्षांचे संपूर्ण नमुना स्टॉक एक्सचेंजच्या www.bseindia.com वेबसाईटवर उपलब्ध आहे.						
इन्फॉर्मड टेक्नॉलॉजिस् इंडिया लिमिटेडकरीता						
गौतम खंडेलवाल अध्यक्ष डीआयएन: ००३७७०१७						
ठिकाण: मुंबई दिनांक: १४.११.२०१९						

 DRUGS & PHARMACEUTICALS LTD.	व्यापक औषधांचे उत्पादक व रसायने व द्रावकांचे विक्रेता				
मुख्य कार्यालय: १०७, २०४, सहकार भवन, ३४०/४८, पन.म. स्ट्रीट, मुंबई-४००००१. दूर. क्र.:०२२-६६३१३६६ ई-मेल: info@areaydrugs.com					
नॉंद. कार्यालय: ईशर, एमआयडीसी, ताराम, सोह्या, किताब पालक, दूर.क्र.:०२२५५१०४९ ई-मेल: corporate@areaydrugs.com वेबसाईट: www.areaydrugs.com					
३० सप्टेंबर, २०१९ रोजी संपलेल्या तिमाहीकरीता अलेखापरिक्षित वित्तीय निष्कर्षांचा अहवाल					रु. लाखात
तपशील	संपलेली तिमाही	संपलेली तिमाही	संपलेली तिमाही	संपलेली तिमाही	संपलेली तिमाही
	३०.०९.२०१९	३०.०९.२०१९	३०.०९.२०१८	३०.०९.२०१८	३०.०९.२०१८
	अलेखापरिक्षित	अलेखापरिक्षित	अलेखापरिक्षित	अलेखापरिक्षित	अलेखापरिक्षित
कार्यचलनातून महसूल	६३५५.६४	६६२०.३९	७४६३.६६	१२७५९.३९	३५७४९.१४
इतर उत्पन्न	९१.७३	१५०.९०	५३.८१	२४२.६३	१७८.५९
एकूण उत्पन्न	६४४७.३७	६७७६.२९	७४९७.४७	१२९०२.०२	३५९२७.७३
खर्च					
अ. वापरणाऱ्या अलेख्या साहित्याचा खर्च	६१७०.८६	६३५०.६१	६८०१.४४	१२७५८.५७	३४०१५.८६
ब. वस्तूंच्या यादीतील बदल	-	-	-	-	-
क. वस्तूंच्या विक्रीवैलत उत्पादन शुल्क	-	-	-	-	-
ड. सर्वसाधारण प्रशासकीय खर्च	६३.२२	१०५.२०	७८.५६	१६८.४९	३३६.९८
ई. विक्री व वितरण खर्च	३९.३८	३८.०४	९१.६८	७७.४२	८५.१८
फ. घडोता व वसुलीवियेय खर्च	२५.६२	२५.१०	१६.३०	४५.७२	३९.१०
ग. वित्तीय खर्च	४६.५८	४२.३८	४२.४२	८८.८३	५१.०९
ह. इतर खर्च	३३.६३	-	-	३३.६३	२२२.९१
एकूण खर्च	६३४७.६१	६७७६.३०	७४००.२०	१२९०८.५९	३४००९.३७
अपवाददात्मक बाब व करपुर्व नफा	१२९६.८८	२०९.७९	२१५.०७	३३९.५९	४२५.६०
अपवाददात्मक बाब	-	-	-	-	-
करपुर्व नफा	-	-	-	-	-
अ. चालू कर	-	-	-	-	(२२५.००)
ब. स्थगित कर	-	-	-	-	(१९.४२)
वर्षाकरीता नफा	१२९६.८८	२०९.७९	२१५.०७	३३९.५९	४२५.६०
इतर सर्वेक उत्पन्न					
बाब जे नफा किंवा तोटातमध्ये तदनुसार पुनर्वर्णिकृत नाही	-	-	-	-	-
अ. बाब जे नफा व तोटातमध्ये वर्णिकृत नाही	-	-	-	-	-
ब. आवश्यक संवेधी बाब जे नफा किंवा तोटातमध्ये तदनुसार पुनर्वर्णिकृत नाही	-	-	-	-	-
वर्षाकरीता एकूण सर्वेक उत्पन्न	१२९६.८८	२०९.७९	२१५.०७	३३९.५९	४२५.६०
उत्पन्न प्रतिभाग	०.५५	०.९०	०.९२	१.४५	१.८०
अ. मूळ सीमिकृत	०.५५	०.९०	०.९२	१.४५	१.८०
ब. सीमिकृत होईल	२३८८८६.८८	२३८८८६.८८	२००८८६.८८	२३८८८६.८८	२३८८८६.८८
मागील संस्था	१००.००%	१००.००%	१००.००%	१००.००%	१००.००%
भाषाधारणेची टक्केवारी	१००.००%	१००.००%	१००.००%	१००.००%	१००.००%
टीप:					
१. वरील निष्कर्ष हे भारतीय लेखाप्रमाण (इंड-एस) नुसार पुनर्वर्णन केले आणि १४ नोव्हेंबर, २०१९ रोजी झालेल्या संचालक मंडळाच्या सभेत लेखासमितीद्वारे मान्य करून नोंदपत्रात घेण्यात आले.					
२. गुंतवणूकदारच्या हक्काची स्थिती: ०१.०७.२०१९ रोजी प्राथमी विश्लेषक-शुल्य, तिमाहीदरमाना प्राभ-शुल्य, तिमाहीदरमाना निवाण-शुल्य, ३०.०९.२०१९ रोजी विश्लेषक-शुल्य.					
३. मागील वर्ष/कारलाघवीचे आकडे आवश्यक तेथे पुनर्गतीत केले.					
संचालक मंडळाच्या आदेशान्वये सही/-					
ठिकाण: मुंबई					
दिनांक: १४.११.२०१९					
मौलत आर. घडोलीया					
व्यवस्थापकीय संचालक					

RELIC TECHNOLOGIES LIMITED						
CIN :- L65910MH1991PLC064323						
Regd. Office: J-BLOCK BHANGWADISHOPPING CENTRE KALBADEVI ROAD MUMBAI- 400002						
EXTRACT OF STATEMENT OF UNAUDITED FINANCIAL RESULTS FOR THE QUARTER AND HALF YEAR ENDED SEPTEMBER 30, 2019						
(Rs in LACS , Except EPS)						
PARTICULARS	Standalone			Consolidated		
	Quarter ended 30/09/2019	Corresponding 3 months ended 30/09/2018	Half Year ended 30/09/2019	Quarter ended 30/09/2019	Corresponding 3 months ended 30/09/2018	Half Year ended 30/09/2019
	UNAUDITED	UNAUDITED	UNAUDITED	UNAUDITED	UNAUDITED	UNAUDITED
Total income from operations	22.19	17.17	49.4	22.19	17.17	49.4
Net Profit for the period (before Tax and Exceptional Items)	4.98	-1.6	10.81	4.98	-1.6	10.81
Net Profit for the period before tax (after Exceptional Items)	4.98	-1.6	10.81	4.98	-1.6	10.81
Net Profit for the period after tax (after Exceptional Items)	4.98	-1.6	10.81	4.98	-1.6	10.81
Total Comprehensive Income for the period (Comprising Profit for the period(after tax) and Other Comprehensive Income (after tax))	4.98	-1.6	10.81	4.98	-1.6	10.81
Paid up Equity Share Capital	360.00	360.00	360.00	360.00	360.00	360.00
Earnings per share (before extraordinary items) (of Rs.10/-each) Basic/ Diluted	0.14	-0.04	0.30	0.14	-0.04	0.30
Earnings per share (after extraordinary items) (of Rs.10/- each) Basic/ Diluted	0.14	-0.04	0.30	0.14	-0.04	0.30

Notes:

1. The above is an extract of the detailed format of Financial Results for the quarter ended 30.09.2019 filed with the Stock Exchanges under Regulation 33 of the SEBI (Listing obligations and Disclosure Requirements) Regulations, 2015. The full format of the financial results are available on the websites of BSE at www.bseindia.com and on Company's website.

2. The above results were reviewed by the Audit Committee and approved by the Board of Directors at their meeting held on 14.11.2019.

By order of the Board of Directors
For RELIC TECHNOLOGIES LIMITED
sd/-
Baijoor Raval
Whole Time Director
DIN: 00429398

Place : Mumbai
Date : 14/11/2019